



Fodder mixing wagon

Trailed
fodder mixing wagon
& bucket shear grab



Verti-Mix

– One for all

Strautmann fodder mixing wagon

Extensions

Two extensions with different heights enable you to flexibly adapt your Verti-Mix to your needs.

IMS mixing auger

Different knife options and positions enable individual adaptation to various characteristics of fodder components, thus achieving homogeneous mixtures and optimum fodder quality.

Weighing device

Different models enable exact contro and feeding tailored to the needs.

Customised discharge options

Most varied discharge options ensure individual adaptation to different circumstances.

Drawbar

Narrow and thus easy to manoeuvre. Easy to unscrew and reposition for change from bottom to top linkage. and height adjustment.



Why mix fodder?

- Homogeneously mixed ingredients prevent the cows from selecting the fodder.
 - Higher milk yields with improved ingredients
 - All animals are optimally fed from the physiological point of view and are less prone to diseases
 - Healthy, long-living cows for a high degree of cost effectiveness
- Time saving and easier working
- Check of feed rations by means of weighing technology packages available as optional extras
- Possible addition of low-cost by industrial products

Verti-Mix

What you are going to appreciate ...

1. Mixing quality

...because only cows enjoying optimum nutrition are healthy and deliver a good milk yield!

2. Low power requirement

...because your tractor may be smaller and diesel consumption be lower!

3. Efficiency/Speed

... because you quickly achieve a homogeneous mixture!

4. Flexibility

... because machines should adapt to your enterprise!

5. Reliability

..... because your cows must be fed 365 days a year!

Be among those who benefit from our more than 35 years of experience in fodder mixing technology and become one of our approx. 20,000 reference businesses!

Inhalt

IMS mixing auger	4
IMS equipment options	5-7
Verti-Mix 40/50/70	8-9
Verti-Mix-L	10
Verti-Mix Professional	12-13
Verti-Mix Double K	14-15
Verti-Mix Expert	16-17
Verti-Mix Double	18
Verti-Mix Triple	19
Extensions	20-21
Discharge options	22-25
Bedding	26-27
Equipment options	28-29
Technical data	30-34
Bucket shear grab	35

Strautmann fodder mixing wagon

The allround talent

– IMS (Intensive Mix System) mixing auger

The IMS mixing auger –


Variability and strength for any purpose

Due to the patented knife adjustment, the IMS mixing auger can be perfectly adapted to your specific conditions of use. The robust and low-maintenance angular gear ensures long service life even under challenging conditions.

Strautmann Verti-Mix fodder mixing wagons substantially contribute to increase the productivity of modern dairy farms. The perfect geometry of container and IMS mixing auger is supported by the newly developed mixing auger in stepped flight design with 60-degree elements. This ensures:

- Low power requirement
- Preservation of fodder structure
- Homogeneous mixing
- Energy-saving short mixing times

Excellent mixing quality and proven easy towing guarantee absolute cost-effectiveness for any kind of application.



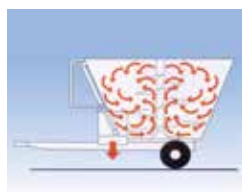
Adjustable front auger end/scrapper

Due to adjustable scraper bars at the front auger end and at the scraper, even finest components are reliably picked up from the ground and homogeneously mixed.



Robust gearbox

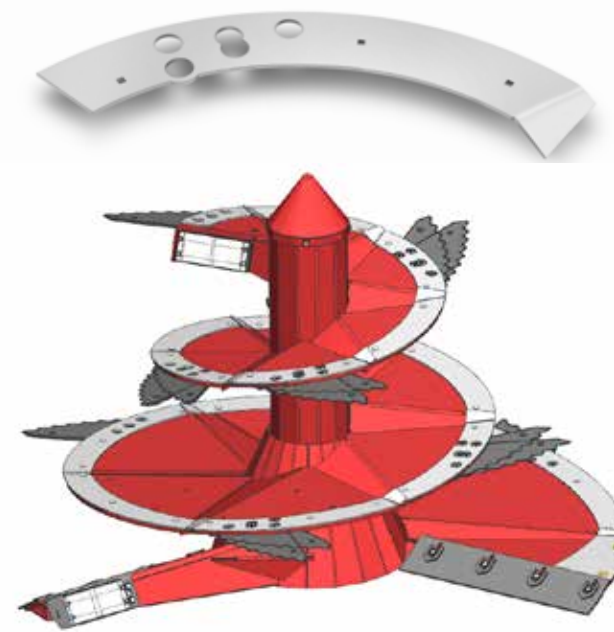
The core of the IMS mixing auger is the very robust and durable gearbox. Stability and long maintenance intervals are achieved by means of a large-sized pair of tapered rollers, double sealing and a large grease chamber.



Effective mixing

The perfect harmonisation of mixing auger geometry and the distance to the container wall forms the basis for quick and homogeneous mixing.

Extend service life – Save money!



Innodur

Optional „INNODUR“ wearing elements significantly extend the service life of the IMS mixing auger.

- 5 mm thick and 100 mm wide stainless steel elements
- Screwed to the auger windings with an overlap
- Quick and easy subsequent mounting also possible
- No labour-intensive welding required

For high demands – Heavy-duty design

When the mixing auger is replaced with a residual thickness of 5 mm:

Standard mixing auger 15 mm

- Wear material 10 mm

Heavy-duty mixing auger 20 mm

- Wear material 15 mm

→ 50 % longer service life = 50 % less wear costs

Stainless steel lining

Fodder rations with a high maize percentage (>75 % of the dry substance content of the total ration), in particular have an increased percentage of aggressive lactic acid. The acid attacks the container material and promotes the formation of rust films. A stainless steel lining for the container effectively prevents this.



- Stainless steel elements
- 1.5 mm thick and 90 cm high side panel elements
- 3 mm thick bottom plate
- Also subsequently available with 3 mm thick side panel elements

Individually equipped for your needs

Special equipment options help you to adapt your IMS mixing auger even better to your individual needs:



- Short knives as standard




- Long knives as optional equipment, ideal for undoing straw and baled silage



More safety for your animals!

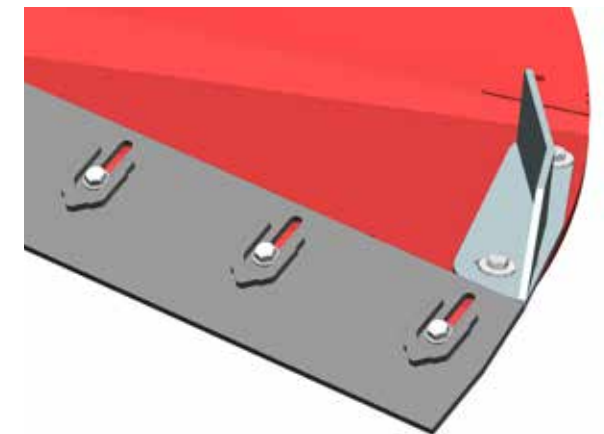

Protective cover between mixing auger and coaxial gearbox

- Made of robust plastic
- Recommended for compact mixtures (compact TMR) or for addition of larger quantities of water
- Reliable protection against fodder deposits between mixing auger and gearbox



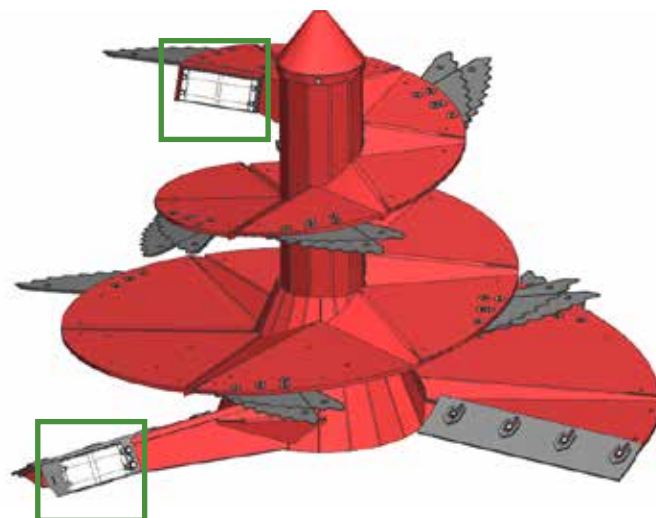
Bale knife

The bale knife is perfectly suitable for undoing round bales.



Scraper

"Scrapers" especially developed for very poorly structured feed rations (compact TMR) ensure an additional mixing effect and an improved fodder movement.



Magnets

Each silage and any kind of purchased fodder might contain metallic foreign objects which might harm your dairy cattle.

The Strautmann magnets (optional) mounted directly at the mixing auger protects your valuable livestock against internal injuries, thus ensuring herd health.

Technical modifications reserved

The magnets are mounted such that they have direct and immediate contact with the mixed fodder and thus very effectively filter out metallic foreign objects without them being carried away again from the magnet by the following fodder.

Technical modifications reserved



Result after 14 days of using our magnets (wedding ring as reference in the bottom right of the photo)

Verti-Mix 40/50/70

– best mixing with up to 7 m³

The three smallest models of the towed fodder mixing wagons, Verti-Mix 40/50/70, guarantee highest fodder quality and mixing accuracy – even for smaller rations. With a mixing capacity of up to 7 m³, up to 50 dairy cows can be fed once a day.



- Single discharge**
- Feeding via side discharge options
 - Selectable for the left-hand and/or right-hand side
 - Loose and homogeneous fodder swathe
 - The eccentric position of the discharge openings ensures even and quick fodder discharge.



- Ladder**
- Simplifies the addition of further components such as mineral feed or similar
 - Galvanised for long service life
 - Folding on Verti-Mix 40/50



Technical data	Verti-Mix 40	Verti-Mix 50	Verti-Mix 70
Dimensions			
Length [m]	3.62	3.62	4.20
Width with one-sided discharge [m]	1.79	1.79	2.06
Width with two-sided discharge [m]	1.88	1.88	2.16
Height [m]	1.92 (2.07 with 150 mm extension)	2.18 (2.33 with 150 mm extension)	2.12 (2.37 with 250 mm extension)
Container wall thickness [mm]	6	6	6
Thickness of bottom plate [mm]	12	12	15
Dead weight			
Dead weight, basic machine [kg]	1,600	1,600	2,300
Loading capacity			
Loading capacity without extension [m³]	4	5	6
Loading capacity with 150 mm extension [m³]	4.5	5.5	-
Loading capacity with 250 mm extension [m³]	-	-	7

Technical modifications reserved

Verti-Mix-L

– homogeneous mixing, flat bed – up to 12.5 m³



With the axle positioned at the rear end of the Verti-Mix-L this machine is particularly suitable for low stable overhead clearances. Depending on the tyres and the extension, a very low height of 2.15 m can be realized. Thus, even charging a vehicle of limited height is no problem.

Technical data	Verti-Mix 75-L	Verti-Mix 90-L	Verti-Mix 105-L	Verti-Mix 125-L
Dimensions				
Length [m]	4.57	4.57	4.70	4.72
Width with one-sided discharge [m]	2.26	2.26	2.38	2.38
Width with two-sided discharge [m]	2.36	2.36	2.48	2.48
Outside wheel width (with smallest tyres) [m]	1.91	1.91	1.91	1.91
Container ground clearance (with smallest tryres) [m]	0.53	0.53	0.53	0.53
Distance Centre of drawbar lug – Centre of axle [m]	4.13	4.13	4.26	4.26
Dead weight				
Basic machine from approx. [kg]	2.700	3.000	3.200	3.600
Gross vehicle weight rating				
Tongue load [kg]	2.100	2.400	2,500	2,500
Technically admissible gross vehicle weight rating 15 km/h, single axle [kg]	8.300	8.600	8.700	8.700
Loading capacity				
Usable mixing capacity [m³]	7.5	9.0	10.5	12.5
Axle				
Track width [mm]	1,650	1,650	1,650	1,650
Container				
Container wall thickness [mm]	8	8	8	8
Bottom plate [mm]	18	18	18	18
Container length inner dimension incl. over- flow ring [m]	1.55	1.92	1.92	2.21
Vehicle height depending on tyres with single axle*				
30 x 11.5 – 14.5 [m]	2.09	2.29	2.42	2.68
250-15 18 (18 PR) [m]	2.09	2.29	2.42	2.68
10.0/75-15.3 (18 PR) [m]	2.10	2.30	–	–
400/60-15.5 (18 PR) [m]	2.12	2.32	2.45	2.71



Verti-Mix Professional Single
– compact, manoeuvrable, robust



- enlarged discharge doors (+100 mm)
- formed metal hydraulic tubes
- mixing capacity from 7.5 to 14.5 m³
- redesigned, compact front frame and drawbar
- extremely manoeuvrable machine, perfect for narrow space conditions

Technical data	VM 75	VM 90	VM 105	VM 125	VM 120	VM 145
Dimensions						
Usable mixing volume [m³]	7.5	9.0	10.5	12.5	12.0	14.5
Length [m]	4.48	4.54	4.78	4.91	4.84	4.99
Length with crossover conveyor [m]	4.69	4.69	4.84	4.84	4.99	4.99
Width with crossover conveyor [m]	2.16	2.16	2.28	2.28	2.42	2.42
Outside wheel width [m]	1.78	1.78	2.04	2.04	2.23	2.23
Dead weight						
With crossover conveyor [kg]	3,300	3,500	3,900	4,300	4,500	4,900
With discharge doors [kg]	3,100	3,300	3,700	4,100	4,300	4,700
Gross vehicle weight rating						
Admissible tongue load [kg]	1,000	1,000	1,200	1,200	1,400	1,400
Technically admissible gross vehicle weight rating 15 km/h [kg]	8,000	8,000	12,000	12,000	12,200	12,200
Gross vehicle weight rating 25 km/h [kg]	7,000	7,000	9,000	9,000	11,400	11,400
Power requirement [kW]						
Without switchgear	26	31	37	41	47	54
With switchgear 14.4/26 rpm	18	22	26	30	29	34
Power requirement [HP]						
Without switchgear	35	42	50	56	64	73
With switchgear 14.4/26 rpm	25	30	35	41	40	46
Axle						
Track width [mm]	1,520	1,520	1,650	1,650	1,720	1,720
Container						
Container wall thickness [mm]	8.00	8.00	8.00	8.00	8.00	8.00
Bottom plate [mm]	18.00	18.00	18.00	18.00	18.00	18.00
Container length inner dimension without overflow ring [m]	3.14	3.26	3.47	3.63	3.67	3,82
Vehicle height depending on tyres [m]						
250/70-15	2.38	2.58				
10.0/75-15,3	2.42	2.62				
400/60 15,5	2.48	2.68	2.81	3.07	2.92	3.17
30 x 11,5-14,5			2.72	2.98		
435/50 R19,5			2.89	3.16	2.99	3.24
8.15-15					2.82	3.07

Verti-Mix Professional Double
– the compact marvel



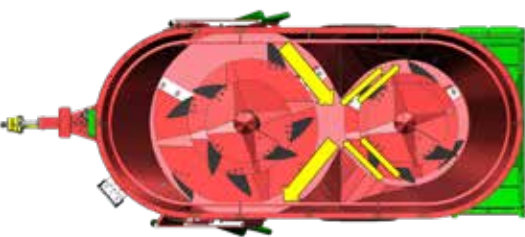
- enlarged discharge doors (+100 mm)
- formed metal hydraulic tubes
- mixing capacity from 11.5 to 24.5 m³
- redesigned, compact front frame and drawbar
- extremely manoeuvrable machine, perfect for narrow space conditions

Technical data	VM 115 Double	VM 165 Double	VM 205 Double	VM 245 Double
Dimensions				
Usable mixing volume [m³]	11.5	16.5	20.5	24.5
Length [m]	6.13	6.72	26.98	7.28
Length with crossover conveyor [m]	6.67	7.16	7.27	7.53
Width with crossover conveyor [m]	1.96	2.16	2.28	2.43
Width with one-sided ejection [m]	2.06	2.27	2.38	2.53
Width with ejection on both sides [m]	2.16	2.37	2.48	2.63
Outside wheel width [m]	2.08	2.08	2.26	2.26
Dead weight				
With ejection on both sides [kg]	5.200	5.950	6.900	7.600
With crossover conveyor [kg]	5.400	6.150	7.100	7.800
Gross vehicle weight rating				
Admissible tongue load [kg]	1,800	1,800	1,800	1,800
Technically admissible gross vehicle weight rating 15 km/h [kg]	11,800	12,600	12,600	12,600
Power requirement [kW]				
Without switchgear	61	72	100	107
With switchgear 14.4/26 rpm	38	44	62	67
Power requirement [HP]				
Without switchgear	84	99	135	146
With switchgear 14.4/26 rpm	52	61	85	91
Axle				
Track width [mm]	1,520	1,520	1,720	1,720
Container				
Container wall thickness [mm]	8.00	8.00	8.00	8.00
Bottom plate [mm]	18.00	18.00	18.00	20.00
Container length inner dimension without overflow ring [m]	4.84	5.40	5,73	6.07
Vehicle height depending on tyres [m]				
400/60 15,5	2.44	2.70		
235/75R 17.5 Twin track 1720 mm	-	-	2.80	2.91
435/50 R 19,5	2.49	2.75	2.92	3.03
235/75R 17.5, Twin	2.39	2.64	-	-


Verti-Mix Double K

– low filling height with up to 21 m³

Low stable overhead clearances or limited charging ranges are no longer a problem with the Verti-Mix Double K. The conical shape of the patented container enables a position of the tyres next to the container. Thus, the filling height remains low – even with large tyres and a mixing capacity of up to 21 m³.



- Conical container shape**
- Patented shape: Conical container, in the rear section equipped with a smaller mixing auger
 - More fodder swirling due to mixing augers of different size
 - More intensive mixing effect
 - More fodder movement between the front and rear mixing auger
 - Reduced mixing times
 - Enables the positioning of the wheels next to the container without affecting the vehicle width
 - Large tyres possible for excellent running characteristics



Versatile discharge options
Most varied discharge options (side discharge options, crossover conveyor belts) enable a perfect adaptation of the machine to operational circumstances.



Technical data	Verti-Mix 1300 Double K with 315/80 R 22.5 tyres	Verti-Mix 1500 Double K with 315/80 R 22.5 tyres	Verti-Mix 1800 Double K with 385/65 R 22.5 tyres	Verti-Mix 2100 Double K with 385/65 R 22.5 tyres
Dimensions				
Length [m]	5.80	5.87	6.28	6.36
Height [m]	2.36	2.58	2.61	2.86
Width with crossover conveyor [m]	2.16	2.16	2.42	2.42
Width with one-sided discharge [m]	2.28	2.28	2.54	2.54
Width with two-sided discharge [m]	2.38	2.38	2.64	2.64
Outside wheel width [m]	2.17	2.17	2.45	2.45
Length with rear crossover conveyor [m]	5.97	5.97	6.41	6.41
Container ground clearance [m]	0.57	0.57	0.57	0.57
Distance Centre of drawbar lug – Centre of axle [m]	3.96	3.96	4.27	4.27
Dead weight				
Basic machine from [kg]	4,900	5,400	6,200	6,700
Gross vehicle weight rating				
Admissible tongue load [kg]	1,800	1,800	2,000	2,000
Technically admissible gross vehicle weight rating 15 km/h, single axle [kg]	13,800	13,800	16,000	16,000
Gross vehicle weight rating 25 km/h (StVZO), single axle [kg]	11,800	11,800	12,000	12,000
Power required				
without switchgear [kW/HP]	51/70	64/84	72/99	79/108
with switchgear [kW/HP]	36/50	39/54	44/61	48/66
Loading capacity				
Usable mixing capacity* [m³]	13.0	15.0	18.0	21.0
Axle				
Track width [mm]	1,850	1,850	2,060	2,060
Container				
Container wall thickness [mm]	8	8	8	8
Bottom plate [mm]	20	20	20	20
Container length inner dimension incl. overflow ring [m]	4.28	4.42	4.83	4.99

Verti-Mix Expert Series

– engineered to Perfection

Discover the future of feeding with the Verti-Mix Expert feed mixer wagons! Our Verti-Mix Expert series has been developed with great attention to detail and offers the perfect solution for every business. No matter the size of your herd, we have the ideal feed mixer wagon for your needs. Thanks to our flexible mixing volume options, you can choose between one, two, or three IMS mixing augers. The innovative extension concept supports forward-thinking farms in strategic planning.

All models are equipped with a separate weighing frame that guarantees precise weight measurement. You can rely on the load cells as a reliable connection between the frame and the mixing container.

Investing in a Verti-Mix Expert is an investment in the future of your farm. Proudly manufactured in Bad Laer, Lower Saxony, we deliver cutting-edge technology to farms around the globe. Experience enhanced feeding efficiency and precision with the Verti-Mix Expert!



Verti-Mix Expert

– the one-auger mixer with up to 16.5 m³

The **Verti-Mix Expert** is the compact classic model of the Strautmann vertical mixers. The innovative extension concept enables expanding enterprises to adapt these fodder mixing wagons to their requirements. The IMS mixing auger and the individual discharge options make the Verti-Mix an all-rounder.

Slim drawbar
ensures manoeuvrability

Patented extension concept
with 2 extension options

IMS mixing auger
for a homogeneous feed ration

Customised discharge options
for homogeneous fodder discharge



Verti-Mix Double Expert

– twice as good with up to 31 m³

The fodder mixing wagons of the **Verti-Mix Double Expert** series particularly excel by their high mixing capacity, while maintaining compact dimensions. The innovative extension concept enables expanding enterprises to adapt these fodder mixing wagons to their current requirements.

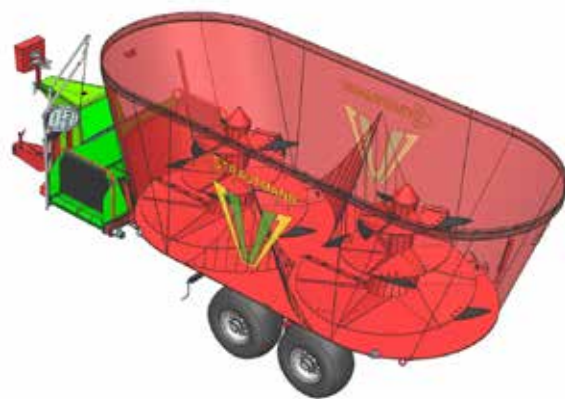
Patented extension concept with 2 extension options

2 IMS mixing augers for a homogeneous feed ration



Customised discharge options for homogeneous fodder discharge

Customised discharge options for homogeneous fodder discharge

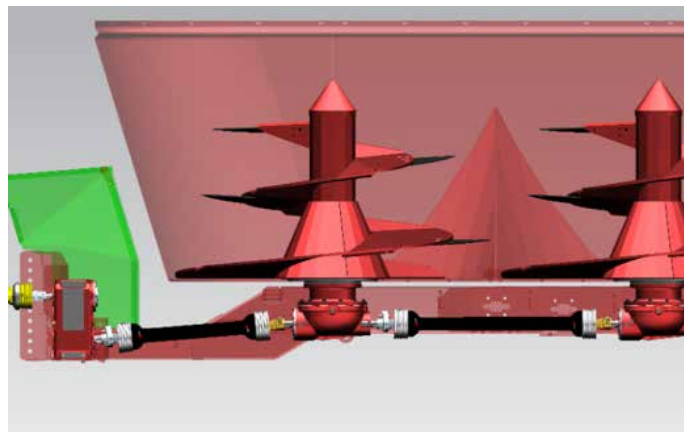


Smart container

- The adapted container geometry enables ideal vertical and horizontal mixing
→ Shorter mixing times
- Standard overflow ring for additional stability
→ Prevents the fodder from overflowing

Power line

- One shear bolt coupling in front of each mixing auger gearbox
- Shear bolt coupling before each mixing auger gearbox
- Optionally equipped with 2-speed reduction gear



Verti-Mix Triple Expert


– 3 mixing augers for a maximum of 45 m³

The **Verti-Mix Triple Expert** mixes large volumes in a homogeneous and efficient way. The Strautmann container geometry enables ideal mixing with little power and time required. Feed up to 270 cows with one mixture!

Patented extension concept with 2 extension options

Optional power shift gearbox

Special container geometry for perfect vertical and horizontal mixing



Chassis

Verti-Mix 3451 Triple:

- Standard rigid tandem axle

Options:

- Tandem axle with passive steering
- Tandem axle with active steering axle system
- Tridem axle with passive steering
- Tridem axle with active steering axle system

Verti-Mix 4501 Triple

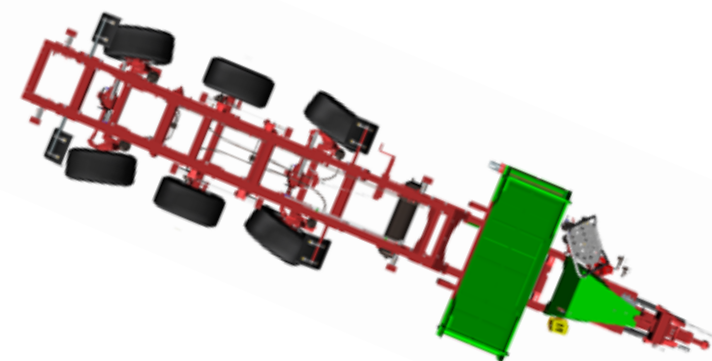
- Standard tridem axle with passive steering

Option:

- Tridem axle with active steering axle system

Active steering axle

- Mechanical-hydraulic active steering axle
- Simple, robust and safe in use
- Particularly easy to manoeuvre, enables comfortable to reverse out or in
- Minimised tyre wear



You want your business to grow – your Verti-Mix adapts to your growing needs

The patented container embossing at the top container edge provides the Strautmann mixing container with additional strength and stability. It serves as the basis for variable container extensions enabling you to adapt the capacity of the mixing container to your operational requirements.

Your advantages:

- Flexible customised extension of the capacity
- Highest stability of the container due to embossing
- Design of all components for maximum possible container capacity



Full use of container capacity. Depending on the space available in the enterprise, different extension options are at your disposal.









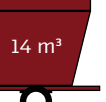






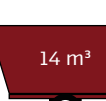


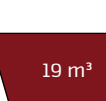


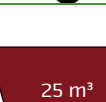

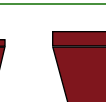






Inner overflow ring for optimum container use in case of low overhead clearances.

If extensions are added, continue to use the overflow ring.



The right Verti-Mix – for your needs...

- Feeding of 6–8 cows per m³ when feeding once a day (depending on the ingredients/TS content)
- The volume specified corresponds to the actual mixing capacity. The mixing augers have already been deducted from the volume.

Container	width	height*			
VM 951	2,16 m	2,30 m			
VM 1251	2,28 m	2,58 m			
VM 1401	2,42 m	2,76 m			
VM 1651	2,42 m	2,94 m			
VM 1501 D	1,96 m	2,28 m			
VM 1801 D	2,16 m	2,34 m			
VM 2401 D	2,28 m	2,66 m			
VM 3101 D	2,42 m	3,11 m			
VM 3451 T	2,28 m	2,80 m			
VM 4501 T	2,42 m	3,13 m			

Technical modifications reserved

*with smallest tyres

Discharge options

– adapted to your enterprise

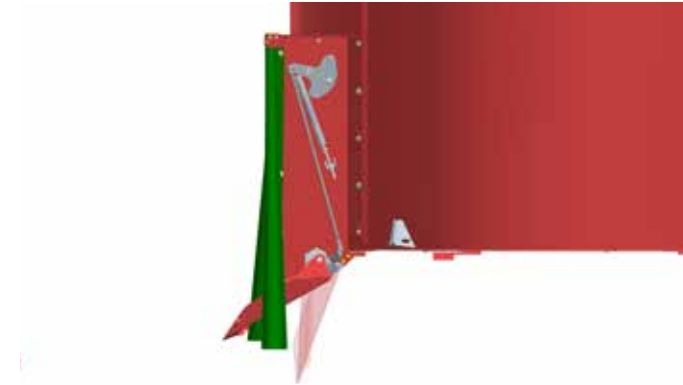

Discharge Options



In the case of side discharge, the eccentric position of the discharge openings ensures **homogeneous fodder discharge**.

- Loose and homogeneous fodder swathe
- Discharge position at optimum location at the fodder mixing wagon, relative to the flow of material in the container
- No travelling over the fodder
- No fodder deposits at the gate

Select from a multitude of discharge options and make your fodder mixing wagon a specialist



Fodder-protecting discharge via adjustable side chutes

At the side discharge devices, adjustable chutes support the fodder discharge. The side chute mechanically operated by the side gate.

- Moves to rest position with the gate closed – Fodder residues move onto the swathe and do not fall onto the drive path
- Ensures fodder discharge beyond the lane – the wheels do not roll over the discharged fodder



Discharge in narrow dead-end feeding passages

- For comfortable feeding even in narrow dead-end feeding passages, side gates behind the wheels are used.
- The fodder is loosely discharged on one or both sides behind the wheels.*



Rear centre discharge*

- For central fodder discharge on the feeding table
- Ideal for the dosing of premixtures in silo units



Side discharge with conveyor extension*

- Discharge with hydraulically folding conveyor extension
- Variable discharge width due to optional speed adjustment via hand-operated regulator or E-control
- Enables dosing into elevated feeding troughs

*except for Verti-Mix 40/50/70

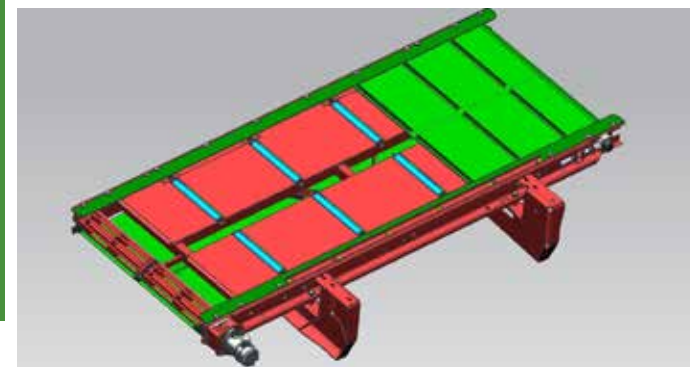
Technical modifications reserved

Discharge Options

Even and loose discharge – the Strautmann crossover conveyor

Easy discharge within the field of view. The Strautmann crossover conveyor proven in ten thousands of applications discharges the mixed feed (in case of front discharge) – due to the open design easily visible for the driver on the right-hand or left-hand side in the direction of motion. Variable conveyor speeds achieved by means of different motors or direct adjustability enable the fodder discharge width to be adapted as far as right up to directly in front of the feed fence. Speed adjustment is optionally available in mechanically-operated or electrically-operated version. The crossover conveyor drive is equipped with a standard floating oil motor, such that the conveyor is particularly smoothly running and there is no risk of bearing distortions.

The crossover conveyor is directly connected with the container. Thus, fodder residues on the conveyor are also weighed and exact fodder discharge is ensured.



Lattice bar roller

The proven **lattice bar roller** ensures high tractions of the driving roller and slip-free power transmission. It prevents material from piling up on the roller and increases the service life of the conveyor thanks to the gentle return of the conveyor.



Front crossover conveyor

- Clean and homogeneous fodder discharge
- Optimum view of the fodder discharge from the tractor seat
- Variable discharge width due to optional speed adjustment via hand-operated regulator or E-control
- Optional 2nd hydraulic motor for two-sided drive
- Optional: shiftable cross conveyor



Rear crossover conveyor

- Clean and homogeneous fodder discharge
- Ideal for discharge in dead-end feeding passages
- Optimum view to the rear due to optional rear-view camera
- Variable discharge width due to optional speed adjustment via hand-operated regulator or E-control
- Optional: shiftable cross conveyor



Front V-conveyor

- Conveyor with displacement to the side (25 cm on both sides) and height adjustment (0-55 cm)
- Equipped with 2 hydraulic motors as standard
- For most varied stable conditions
- Discharge at a distance to the machine or into elevated troughs



Crossover conveyor with hydraulically folding conveyor extension

- Clean and homogeneous fodder discharge
- Enables the charging of elevated troughs and feeding tables
- Despite increased discharge width, compact dimensions due to hydraulic swivel mechanism
- Variable discharge width due to optional speed adjustment via hand-operated regulator or E-control

Dual-use machine

– cubicle management with your Verti-Mix

Additional benefit for your Verti-Mix by use as bedding equipment

A high-yield cow requires 2 kg of bedding material every day – more than 6 t per month for 100 cows. Thanks to this optional extra equipment, your Verti-Mix fodder mixing wagon can also be used for that type of work.



Fast bedding roller*

The cleaner and more germ-free the cubicle, the healthier the animals. The ideal bedding materials are straw, peat, sawdust and lime. After the mixing process in the container has been finished, the bedding material is spread up to the head region of the cubicles via the roller – comfortably and reliably for maximum animal comfort and udder health. If not in use, the roller can be easily folded to transport position by hydraulic operation.

*only in combination with E-control



Straw blower**

- The IMS mixing auger easily cuts up the straw bale and undoes it
- The mechanically powered straw blower throws the bedding mixture up to a width of 20 m into the stable
- Electro-hydraulic operation for the straw blower functions
- The standard position of the blower outlet is on the right-hand side in the direction of motion
- The throwing range can be hydraulically adjusted by means of a chute

Technical modifications reserved



Hydraulic feeding roll

Feeding roll

- Positioning in front of the throwing blower enables interruption of the discharge by switching the roll off
- Particularly recommended for more humid bedding mixtures and fodder discharge into elevated troughs



Technical modifications reserved

Rotary tower adjustment

- Optional rotary tower adjustment
- Throwing blower can be hydraulically rotated from right-hand discharge in the direction of motion to left-hand discharge

**not available on Verti-Mix 40/50/70, Verti-Mix-L, Verti-Mix Double K, Verti-Mix Triple (Straw blower only available with front discharge)

Operating, weighing and further equipment options – take your choice

The Strautmann operating options

Strautmann responds to individual customer demands also with regard to the kind of operating device. The selection of the operating option depends on the user's requirements.



1. Direct tractor connection

Precondition:

One double-acting control device for each function

Reasonable if:

- ... the tractor is uncoupled only rarely
- ... the fodder mixing wagon is only equipped with a side discharge



2. Operation via Bowden cable

Precondition:

One double-acting control device at the tractor or alternatively one single-acting control device with free return line

Reasonable if:

- ... older tractors with only a few control devices are used



3. Electrical control set

Precondition:

One double-acting control device at the tractor or alternatively one single-acting control device with free return line

Reasonable if:

- ... awareness of comfort is existent and an increase in efficiency is requested
- ... the number of existing control devices is not sufficient for the machine functions



Counter-cutter (hydraulic adjustment)



Rear-view camera & headlights



Monitor for rear-view camera



Coupling head linkage K80



Mineral feed funnel



Lighting

Weighing devices

The weighing device is an integral component of the fodder mixing wagon. Only an exact quantity determination of the individual ingredients ensures full use of the profitability of the fodder mixing wagon. The PTM Advance Super USB weighing devices and the CowConnect Box are WLAN compatible, the appropriate software is separately available.



PTM AV 75
Radio remote control

1. PTM HL 50 – programmable weighing device

The PTM HL 50 is the starter model of the Strautmann weighing devices

- 50 recipes, from 30 ingredients
- Assessment
- Acoustic/Visual signal
- Compatible with radio remote control AV 70 for comfortable operation of weighing computer from the charging vehicle

2. PTM Advance Super USB – programmable weighing device

A complete feeding control including time recording is of fundamental importance for cost optimisation on dairy farms.

- 150 recipes
- From 99 ingredients, 30 can be used per recipe
- Multi-Link compatible – several devices can be connected
- Optional: Wireless communication with farm PC via WLAN antenna

3. CowConnect Box incl. weighing rods and holder

- Easy to operate via app on own smartphone
- Own WLAN network

CowConnect terminal

- Mini terminal or comfortable 8" display
- For operation of weighing device
- Convenient working from the charging vehicle
- Ideal for mobile use

Alternative: Use your own smartphone with WLAN as terminal!



Technical data	Verti-Mix 951 7.5 / 8.5 / 9.5 [m³]	Verti-Mix 1251 10.0 / 11.0 / 12.5 [m³]	Verti-Mix 1401 12.0 / 13.0 / 14.0 [m³]	Verti-Mix 1651 13.5 / 15.0 / 16.5 [m³]
Dimensions				
Length [m]	4.65	4.87	5.07	5.10
Width with crossover conveyor [m]	2.16	2.28	2.42	2.42
Width with one-sided discharge [m]	2.26	2.38	2.52	2.52
Width with two-sided discharge [m]	2.36	2.48	2.62	2.62
Outside wheel width [m]	1.78	2.04	2.23	2.23
Extension height [m]	- / 0.18 / 0.36	- / 0.18 / 0.36	- / 0.18/ 0.36	- / 0.18 / 0.36
Length with front crossover conveyor [m]	5.30	5.50	5.75	5.75
Length with rear crossover conveyor [m]	4.90	5.04	5.17	5.17
Container ground clearance (with smallest tryres) [m]	0.74	0.74	0.76	0.76
Distance Centre of drawbar lug - Centre of axle [m]	3.38	3.47	3.72	3.72
Distance Centre of drawbar lug - Centre of axle with front crossover conveyor [m]	4.10	4.19	4.29	4.29
Dead weight				
with crossover conveyor [kg]	3,200 / 3,250 / 3,300	3,800 / 3,900 / 4,000	4700 / 4800 / 4,900	4,900 / 5,000 / 5,100
Gross vehicle weight rating				
Admissible tongue load [kg]	1,000	1,200	1,400	1,400
Technically admissible gross vehicle weight rating 15 km/h	7,000	12,000	12,200	12,200
Single axle [kg]				
Gross vehicle weight rating 25 km/h (StVZO)	7,000	9,000	11,400	11,400
Single axle [kg]				
Power required HP				
without switchgear 23 rpm	-	-	-	73 / 80 / 88
with switchgear 12.8/23 rpm	-	-	-	45 / 49 / 54
without switchgear 26 rpm	35 / 39 / 42	50 / 53 / 56	64 / 69 / 74	-
with switchgear 14.4/26 rpm	25 / 28 / 30	35 / 38 / 41	40 / 43 / 46	-
without switchgear 30 rpm	44 / 47 /51	67 / 70 / 73	76 / 82 / 88	88 / 96 / 105
with switchgear 16.7/30 rpm	32 / 34 / 37	47 / 50 / 53	54 / 58 / 62	62 / 69 / 73
Power required kW				
without switchgear 23 rpm	-	-	-	54 / 59 / 65
with switchgear 12.8/23 rpm	-	-	-	33 / 36 / 40
without switchgear 26 rpm	26 / 29 / 31	37 / 39 / 41	47 /51 / 54	-
with switchgear 14.4/26 rpm	18 / 21 / 22	26 / 28 / 30	29 / 32 / 34	-
without switchgear 30 rpm	32 / 35 /38	49 / 51 / 54	56 / 60 / 65	65 / 71 / 77
with switchgear 16.7/30 rpm	24 / 25 / 27	35 / 37 / 39	40 / 43 / 46	46 / 51 / 54
Axle				
Track width [mm]	1,510	1,630	1,740	1,740
Container				
Container wall thickness [mm]	8	8	8	8
Bottom plate [mm]	18	20	20	20
Container length inner dimension incl. overflow ring [m]	2.63	2.93	3.21	3.27

Technical data	Verti-Mix 951 7.5 / 8.5 / 9.5 [m³]	Verti-Mix 1251 10.0 / 11.0 / 12.5 [m³]	Verti-Mix 1401 12.0 / 13.0 / 14.0 [m³]	Verti-Mix 1651 13.5 / 15.0 / 16.5 [m³]
Vehicle height depending on tyres with single axle				
30 x 11.5 - 14.5 [m]	2.30 / 2.48 / 2.66	2.59 / 2.77 / 2.95	-	-
250-15 18 (18 PR) [m]	2.31 / 2.49 / 2.67	-	-	-
10.0/75-15.3 (18 PR) [m]	2.33 / 2.51 / 2.69	-	-	-
400/60-15.5 (14 PR) [m]	2.43 / 2.61 / 2.79	-	-	-
400/60-15.5 (18 PR) [m]	-	2.72 / 2.90 / 3.08	2.89 / 3.07 / 3.25	3.05 / - / -
400/60-15.5 (18 PR) reduction of load capacity [kg]	-	-	9,660	9,660
8.15-15 (14 PR) double, track 1500 mm [m]	-	2.58 / 2.76 / 2.94	2.76 / 2.94 / 3.12	2.94 / 3.12 / 3.30
215/75R17.5 (133) double [m]	-	-	2.80 / 2.98 / 3.16	2.97 / 3.15 /3.33
435/50 R 19.5 [m]	-	2.80 / 2.98/ 3.16	2.97 / 3.15 / 3.33	3.14 / 3.32 / 3.50



Technical data	Verti-Mix 1501 Double 12 / 13.5 / 15 [m³]	Verti-Mix 1801 Double 14 / 16 / 18 [m³]	Verti-Mix 2401 Double 19 / 21.5 / 24 [m³]	Verti-Mix 3101 Double 25 / 28 / 31 [m³]
Dimensions				
Length [m]	6.34	6.71	7.06	7.44
Width with crossover conveyor [m]	1.96	2.16	2.28	2.42
Width with one-sided discharge [m]	2.06	2.26	2.38	2.52
Width with two-sided discharge [m]	2.16	2.36	2.48	2.62
Outside wheel width [m]	2.03	2.03	2.25	2.37
Extension height [m]	- / 0.18 / 0.36	- / 0.18 / 0.36	- / 0.18 / 0.36	- / 0.18 / 0.36
Length with front crossover conveyor [m]	7.01	7.40	7.76	8.13
Length with rear crossover conveyor [m]	6.61	6.98	7.27	7.55
Discharge height, crossover conveyor [m]	0.79	0.81	0.81	0.92
Distance Centre of drawbar lug – Centre of axle [m]	4.37	4.55	4.55	4.70
Distance Centre of drawbar lug – Centre of axle with front crossover conveyor [m]	5.03	5.24	5.24	5.40
Dead weight				
with two-sided discharge [kg]	5,300 / 5,350 / 5,400	5,900 / 5,950 / 6,000	7,100 / 7,150 / 7,200	9,400 / 9,500 / 9,600
with crossover conveyor [kg]	5,500 / 5,550 / 5,600	6,100 / 6,150 / 6,200	7,300 / 7,350 / 7,400	9,600 / 9,700 / 9,800
Gross vehicle weight rating				
Admissible tongue load [kg]	1,800	1,800	1,800	2,000
Admissible tongue load if axle moved forward by 400 mm [kg]	400	-	-	-
Technically admissible gross vehicle weight rating 15 km/h, Single axle [kg]	11,800	12,600	12,600	-
Technically admissible gross vehicle weight rating 15 km/h, Tandem axle [kg]	-	11,800 (track 1650mm) / 17,800 (track 1720mm)	17,800 (track 1720mm) / 25,800 (track 1930mm)	18,000 (track 1720mm) / 26,000 (track 1930mm)
Gross vehicle weight rating 25 km/h (StV-ZO), Single axle [kg]	11,800	11,800	11,800	-
Gross vehicle weight rating 25 km/h (StV-ZO), Tandem axle [kg]	-	17,800 (track 1720mm)	17,800	18,000
Power required HP				
with switchgear 12.8/23 rpm	-	-	-	101 / 106 / 112
without switchgear 26 rpm	84 / 92 / 102	90 / 99 / 109	130 / 139 / 146	-
with switchgear 14.4/26 rpm	52 / 57 / 62	54 / 61 / 67	82 / 87 / 91	-
without switchgear 30 rpm	99 / 109 / 120	114 / 124 / 133	142 / 155 / 166	-
with switchgear 16.7/30 rpm	62 / 67 / 73	71 / 76 / 82	99 / 106 / 111	113 / 125 / 133
Power required kW				
with switchgear 12.8/23 rpm	-	-	-	75 / 78 / 83
without switchgear 26 rpm	61 / 67 / 75	66 / 72 / 80	95 / 102 / 107	-
with switchgear 14.4/26 rpm	38 / 42 / 45	39 / 44 / 49	60 / 64 / 67	-
without switchgear 30 rpm	72 / 80 / 88	83 / 91 / 97	104 / 114 / 122	-
with switchgear 16.7/30 rpm	45 / 49 / 53	52 / 55 / 60	72 / 78 / 81	83 / 91 / 97
Axle				
Track width [mm]	1,520	1,520 / 1,650 / 1,720	1,720 / 1,930	1,720 / 1,930

Technical data	Verti-Mix 1501 Double 12 / 13.5 / 15 [m³]	Verti-Mix 1801 Double 14 / 16 / 18 [m³]	Verti-Mix 2401 Double 19 / 21.5 / 24 [m³]	Verti-Mix 3101 Double 25 / 28 / 31 [m³]
Container				
Container wall thickness [mm]	8	8	8	8
Bottom plate [mm]	18	20	20	20
Container length inner Dimension incl. Over-flow ring [m]	4,40	4,77	5,19	5,67
Vehicle height depending on tyres with single axle				
400/60-15,5 (18 PR) [m]	2,43 / 2,61 / 2,79	-	-	-
400/60-15,5 (18 PR) double 1500 mm, central axle position [m]	2,38 / 2,56 / 2,74			
8.15-15 (14 PR) double, track 1500mm [m]	2,30 / 2,48 / 2,66	2,34 / 2,52 / 2,70		
8.15-15 (14 PR) double, track 1500mm, central axle position [m]	2,28 / 2,46 / 2,64			
215/75 R 17.5 (133) double, track 1500mm, central axle position [m]	2,35 / 2,52 / 2,70			
215/75R17.5 (133) double [m]	2,36 / 2,54 / 2,72	2,37 / 2,55 / 2,73		
235/75R 17.5, double, track 1720mm [m]			2,66 / 2,84 / 3,02	
435/50 R 19.5 [m]	2,51 / 2,69 / 2,87	2,52 / 2,70 / 2,88	2,80 / 2,98 / 3,16	
435/50 R 19.5 track 1500mm, central axle position [m]	2,49 / 2,67 / 2,85			
455/45R 22.5, track 1720mm [m]			2,85 / 3,03 / 3,21	
Vehicle height depending on tyres with tandem axle				
10.0/75-15,3 TD track 1650mm [m]		2,40 / 2,58 / 2,76		
235/75 R 17,5 [m]				3,11 / 3,29 / 3,47
400/60-15.5 (18 PR), track 1720mm [m]		2,51 / 2,69 / 2,87	2,80 / 2,98 / 3,16	
435/50 R 19.5, track 1930 mm [m]			2,89 / 3,07 / 3,25	3,23 / 3,41/ 3,59
435/50 R 19.5 TD, track 1720 mm [m]		2,55 / 2,73/ 2,91	2,84 / 3,02 / 3,20	3,19 / 3,37 / 3,56



Technical data	Verti-Mix 3451 Triple 28.5 / 31.5 / 34.5 [m³]	Verti-Mix 4501 Triple 38.0 / 41.5 / 45.0 [m³]
Dimensions		
Length [m]	9.43	9.94
Width with crossover conveyor [m]	2.28	2.42
Width with one-sided discharge [m]	2.38	2.52
Width with two-sided discharge [m]	2.48	2.62
Outside wheel width [m]	2.17	2.36
Extension height [m]	- / 0.18 / 0.36	- / 0.18 / 0.36
Length with front crossover conveyor [m]	10.15	10.66
Discharge height [m]	1.10	1.05
Distance Centre of drawbar lug - Centre of axle [m]	5.86	6.00
Distance Centre of drawbar lug - Centre of axle with front crossover conveyor [m]	6.59	6.72
Dead weight		
with two-sided discharge [kg]	10,874 / 10,987 / 11,100	13,258 / 13,379 / 13,500
with crossover conveyor [kg]	11,174 / 11,287 / 11,400	13,558 / 13,679 / 13,800
Gross vehicle weight rating		
Admissible tongue load [kg]	2,000	2,000
Axle load [kg]	9,000	8,000
Technically admissible gross vehicle weight rating 15 km/h, tandem axle [kg]	26,000	-
Technically admissible gross vehicle weight rating 15 km/h, tridem axle [kg]	38,000	38,000
Gross vehicle weight rating 25 km/h (StVZO), tandem axle [kg]	20,000	-
Gross vehicle weight rating 25 km/h (StVZO), tridem axle [kg]	26,000	26,000
Power required HP		
with switchgear 12.8/23 rpm	-	170 / 180 / 190
with switchgear 14.4/26 rpm	140 / 150 / 160	-
with switchgear 16.7/30 rpm	160 / 170 / 180	-
Power required kW		
with switchgear 12.8/23 rpm	-	125 / 132 / 139
with switchgear 14.4/26 rpm	103 / 110 / 117	-
with switchgear 16.7/30 rpm	117 / 125 / 132	-
Axle		
Track width [mm]	1,730	1,800
Wheelbase [m]	1,360	1,360
Container		
Container wall thickness [mm]	8	8
Bottom plate [mm]	20	20
Container length inner dimension incl. overflow ring [m]	7.48	8.09
Vehicle height depending on tyres with tandem axle		
435/50 R 19.5, track 1930 mm [m]	2.90 / 3.08 / 3.26	-
235/75 R 17.5 double [m]	2.80 / 2.98 / 3.16	-
455/45 R 22.5 [m]	2.94 / 3.12 / 3.30	-
Vehicle height depending on tyres with tridem axle		
235/75 R 17.5 double, track 1720 mm [m]	2.80 / 2.98 / 3.16	3.13 / 3.31 / 3.49
435/50 R 19.5 [m]	2.90 / 3.08 / 3.26	3.23 / 3.41 / 3.59
455/45 R 22.5, track 1720 mm [m]	2.94 / 3.12 / 3.30	3.27 / 3.45 / 3.63

Load cleanly

- Bucket shear grab GS 1500 -2300



- Easy picking-up**
by means of tines pointed on three sides, even in case of solid silage
- Intelligent tine positioning**
No projecting of tines with open „pincers“
- Robust double bearing**
of toothed bar
- Maximum stability**
due to robust box profile
- Long service life**
due to Hardox scraper bar for minimum wear

Simple & effective
Buckets or shear grabs are a cost-effective option for clean and quick picking-up of silage. Strautmann offers the appropriate solution for any business: Buckets and grabs in 4 different sizes each. Both products are excellently suited to being used for dosing the components due to the fact that even smaller quantities can be picked up by them.



Technical data	GS 1500	GS 1750	GS 2000	GS 2300
Height [m]	1,01	1,01	1,01	1,01
Width, closed [m]	1,52	1,77	2,02	2,32
Depth [m]	1,15	1,15	1,15	1,15
Capacity [m³]	0,85	0,96	1,10	1,27
Dead weight [kg]	435	474	530	600
Opening width [m]	1,25	1,25	1,25	1,25
Number of gripping tines [Stk.]	4	5	6	7
Power required [kW/hp]	45/60	52/70	60/80	66/90



www.straumann.com

B. Straumann & Söhne GmbH u. Co. KG



Bielefelder Straße 53
D-49196 Bad Laer
Phone: +49(0)5424/802-0
info@straumann.com
www.straumann.com

98050489/07.2025