

# STRAUTMANN



Sherpa


Sherpa



# Sherpa

– the lead-in to the world of self-propelled fodder mixing technology

Strautmann Sherpa



**IMS mixing auger**  
for homogeneous mixing results

**Elevator**  
in central position at the picking-up head for optimum fodder transport and maximum performance

**Spacious driver's cabin**  
with intuitive operation integrated in the armrest

**Compact dimensions**  
with low height and narrow

Strautmann Sherpa

## The Strautmann Sherpa – the starter model

- Particularly easy to manoeuvre
- Low overall height
- Easy operation
- The optimum starter model

### Pick-up milling cutter

- Standard equipment
- Maximum efficiency
- Fast and clean intake

Self-propelled Strautmann fodder mixing wagons of the new generation make the labour-intensive dairy cattle feeding procedure much easier thus saving time, money and labour. Homogeneously mixed ingredients prevent the cows from selecting the fodder.

→ Higher milk yields with improved ingredients

All animals are optimally fed from the physiological point of view and are less prone to diseases. The result are healthy cows and a high degree of cost effectiveness.

### Contents

The picking-up system	4-5
IMS mixing auger	6
IMS equipment options	7-9
Travel & mix	10-11
Operate & weigh	12-13
Performance & discharge	14
Technical data	15

# Efficient and robust

## – The pick-up milling cutter



Pick-up milling cutter

Pick-up milling cutter



### High-performance milling cutter

- Picking-up width of 2 m
- 60 cranked (standard) and
- Helical arrangement of knives for maximum picking-up performance with cleanly cut surface
- Change of knives within one minute

### Conical funnel behind the milling cutter

- Perfect material flow to the centrally positioned elevator
- Significantly less power required than on other designs available on the market
- Increased picking-up performance
- Protection of structure due to the fact that the material directly leaves the milling head

### Elevator

- Centrally positioned behind the milling cutter for fast, structure-protecting material flow
- Smoothly running, low-maintenance elevator conveyor made of rubber
- Hydraulically powered
- Infinitely variable speed adjustment
- Reversible for exact picking-up of ingredients



### Fodder picking-up & transport

- Neat picking-up right to the ground
- Additionally adjustable supporting rollers made of solid material to the right and left of the picking-up head for a stable and safe position
- Elevator conveyor with robust lug tread for neat fodder flow
- No connection of rubber belt and side panel due to wear resistant plastic sealing
- Optimum trajectory from elevator into mixing container
- Suspension due to hydraulic storage of nitrogen for utmost driving comfort

# The allround talent

## - IMS (Intensive Mix System) mixing auger

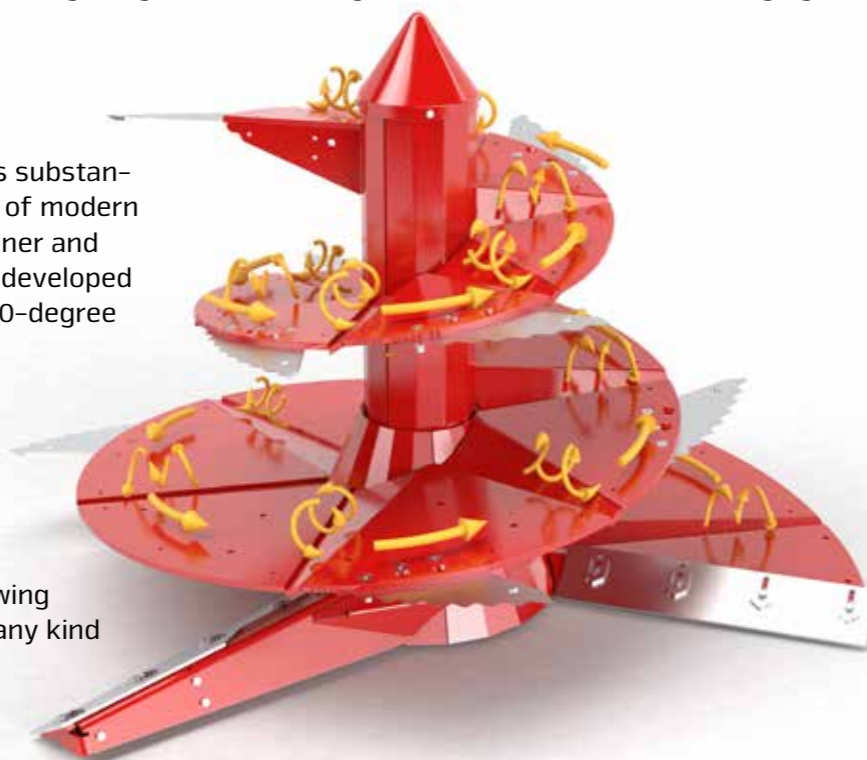
### The IMS mixing auger – Variability and strength for any purpose

Due to the patented knife adjustment, the IMS mixing auger can be perfectly adapted to your specific conditions of use. The robust and low-maintenance angular gear ensures long service life even under challenging conditions.


Strautmann Verti-Mix fodder mixing wagons substantially contribute to increase the productivity of modern dairy farms. The perfect geometry of container and IMS mixing auger is supported by the newly developed mixing auger in stepped flight design with 60-degree elements. This ensures:

- Low power requirement
- Preservation of fodder structure
- Homogeneous mixing
- Energy-saving, short mixing times

Excellent mixing quality and proven easy towing guarantee absolute cost-effectiveness for any kind of application.

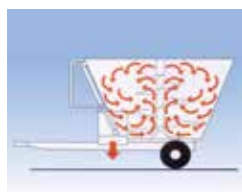


**Adjustable front auger end/scrapper**  
Due to adjustable scrapper bars at the front auger end and at the scrapper, even finest ingredients are reliably picked up from the ground and homogeneously mixed.



### Robust gearbox


The core of the IMS mixing auger is the very robust and durable gearbox. Stability and long maintenance intervals are achieved by means of a large-sized pair of tapered rollers, double sealing and a large grease chamber.



### Effective mixing

The perfect harmonisation of mixing auger geometry and the distance to the container wall forms the basis for quick and homogeneous mixing.

# Extend service life – Save money!



### Innodur

Optional "INNODUR" wearing elements significantly extend the service life of the IMS mixing auger.

- 5 mm thick and 100 mm wide stainless steel elements
- Screwed to the auger windings with an overlap
- Quick and easy subsequent mounting also possible
- No labour-intensive welding required

## For high demands – Heavy-duty design

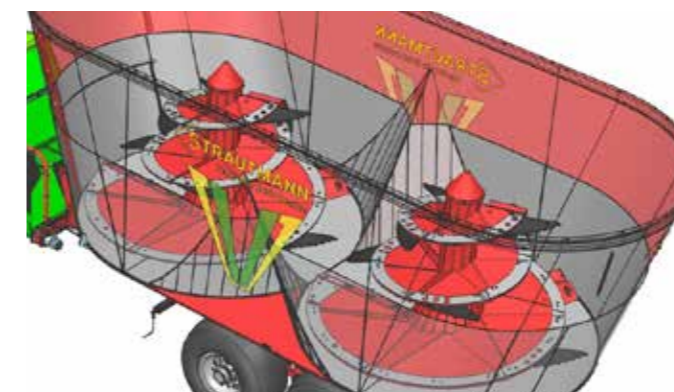
When the mixing auger is replaced with a residual thickness of 5 mm:

Standard mixing auger 15 mm	Heavy-duty mixing auger 20 mm
• Wear material 10 mm	• Wear material 15 mm

→ 50% longer service life = 50 % less wear costs

## Stainless steel lining

Fodder rations with a high maize percentage (>75 % of the dry substance content of the total ration), in particular have an increased percentage of aggressive lactic acid. The acid attacks the container material and promotes the formation of rust films. A stainless steel lining for the container effectively prevents this.



- Stainless steel elements
- 1.5 mm thick and 90 cm high side panel elements
- 3 mm thick bottom plate
- Also subsequently available with 3 mm thick side panel elements

# Individually equipped for your needs

Special equipment options help you to adapt your IMS mixing auger even better to your individual needs:

-  Short knives as standard
-  Long knives as optional equipment, ideal for loosening straw and baled silage




## More safety for your animals!

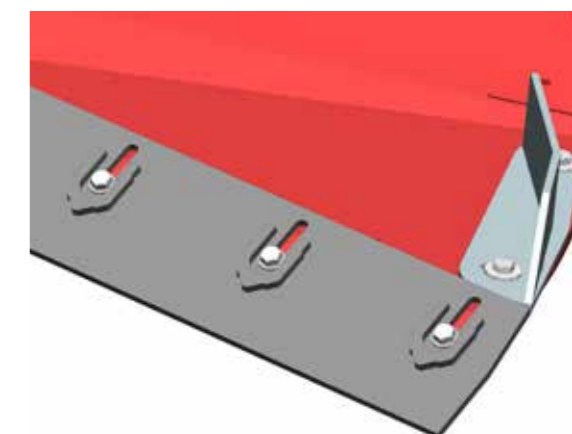
Protective cover between mixing auger and coaxial gearbox

- Made of robust plastic
- Recommended for compact mixtures (compact TMR) or for addition of larger quantities of water
- Reliable protection against fodder deposits between mixing auger and gearbox

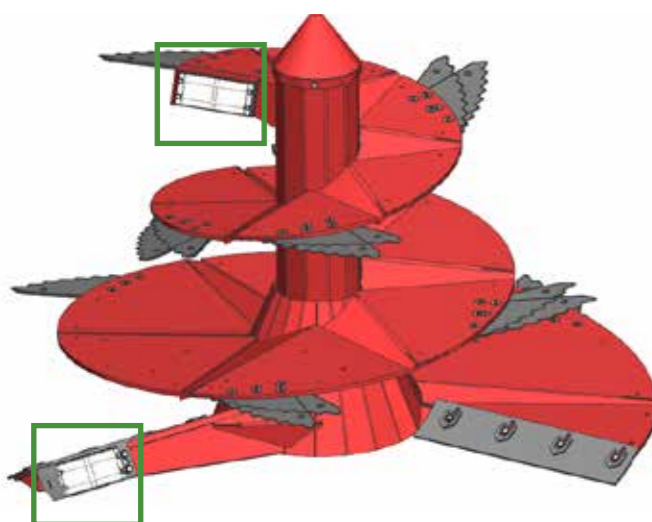

IMS equipment options



**Bale knife**  
The bale knife is perfectly suitable for undoing round bales.



**Scraper**  
"Scrapers" especially developed for very poorly structured feed rations (compact TMR) ensure an additional mixing effect and an improved fodder movement.



**Magnets**  
Each silage and any kind of purchased fodder might contain metallic foreign objects which might harm your dairy cattle. The Strautmann magnets (optional) mounted directly at the mixing auger protects your valuable livestock against internal injuries, thus ensuring herd health.

The magnets are mounted such that they have direct and immediate contact with the mixed fodder and thus very effectively filter out metallic foreign objects without them being carried away again from the magnet by the following fodder.



Result after 14 days of using our magnets (wedding ring as reference in the bottom right of the photo)

IMS equipment options

## Versatile equipment options – for travelling & mixing



### Axle & suspension

- Unsprung axles (15 km/h) as standard
- With 25 km/h hydraulic suspension
- Rigid front axle, steering axle at the rear
- Particularly easy to manoeuvre
- Steering angle 55°
- Differential lock

### Feed hopper

- Optionally available
- Hydraulically powered
- For easy addition of e.g. mineral components even to already finished mixture

### Mixer drive

- Hydrostatic with 2 speed levels



### Counter-cutters

- To be operated manually (or hydraulically – from the driver seat – available as optional extra)
- Enable chopping of entire bales and optimise the mixing quality



### Lighting & camera

- Lighting for road traffic according to StVZO
- 2 LED work lights on the cabin
- 2 LED reversing lights
- 2 LED work lights at the discharge (optional)
- 1 LED work light for picking-up in the lower section
- Rear-view camera as standard
- Container camera with work light (optional)



# Safety & comfort

## – when operating & weighing



### Driver's cabin

- Safety glazing on 3 sides with bended front screen for perfect visibility
- Double windscreen wiper
- Heated outside mirrors
- Adjustable steering column
- Air-suspended driver seat



### Operation

- Operation via joystick and toggle switches for secondary functions
- Easy-to-use display with an overview of the most important functions and actions
- With programmable weighing device as standard, operation via touch display

### Weighing devices

The weighing device is an integral component of the fodder mixing wagon. Only an exact quantity determination of the individual ingredients ensures full use of the profitability of the fodder mixing wagon.



### PTM AV 75 Radio remote control

- Radio remote control for weighing device PTM HL 50 and PTM Advance
- Up to 50 m of range



### PTM HL 50 programmable weighing device

The PTM HL 50 is the starter model of the Strautmann weighing devices

- 50 recipes, from 30 ingredients
- Assessment
- Acoustic/Visual signal
- Compatible with radio remote control AV 70 for comfortable operation of weighing computer from the charging vehicle

### Wireless transfer – WLAN compatible weighing devices (software separately available)



### PTM Advance Super USB – programmable weighing device

A complete feeding control including time recording is of fundamental importance for cost optimisation on dairy farms.

- 150 recipes
- From 99 ingredients, 30 can be used per recipe
- Multi-Link compatible – several devices can be connected
- Optional: Wireless communication with farm PC via WLAN antenna



### CowConnect Box incl. weighing rods and holder

- Easy to operate via app on own smartphone
- Own WLAN network
- Incl. 12 months CowConnect Lite software
- After expiration of 12 months usable free of charge as adding scales

### CowConnect terminal

- Mini terminal or comfortable 8" display
- For operation of weighing device
- Convenient working from the charging vehicle
- Ideal for mobile use


**Alternative: Use your own smartphone with WLAN as terminal!**

# High performance – variable discharge



### 4-cylinder turbo diesel engine

- High performance with low consumption
- Turbo diesel engine with charge-air cooling (John Deere emission standard V)
- 104 kW/ 141 HP at 2000 rpm, 556 Nm at 1400 rpm



### Discharge options

- Discharge gates for right-hand front and/or left-hand rear discharge
- With additional optional PVC discharge conveyor for discharge into elevated feed troughs



- Optional slope conveyor for minimum transport width despite fodder discharge at a distance from the machine
- In transport position, the slope conveyor is hydraulically pushed beneath the container

# Technical data

	Sherpa 120	Sherpa 140
<b>Dimensions</b>		
Length [m]	8.25	8.25
Height [m]	2.60	2.85
Width with one-sided discharge [m]	2.52	2.52
Width with two-sided discharge [m]	2.62	2.62
Front outside wheel width [m]	2.31	2.31
Rear outside wheel width [m]	1.94	1.94
Conveyor drum diameter [m]	0.61	0.61
Elevator width [m]	0.58	0.58
Picking-up width [m]	2.00	2.00
Max. picking-up height [m]	4.50	4.50
<b>Dead weight</b>		
Dead weight [kg]	10,200	10,300
<b>Loading capacity</b>		
Usable mixing capacity [m³]	12.0	14.0
<b>Axle</b>		
Wheelbase [m]	3.86	3.86
<b>Turning radius</b>		
outside front [m]	5.26	5.20
outside rear [m]	5.73	5.73
inside [m]	1.43	1.43



Performance & discharge

Technical data Sherpa





[www.strautmann.com](http://www.strautmann.com)

B. Strautmann & Söhne GmbH u. Co. KG



Bielefelder Straße 53  
D-49196 Bad Laer  
Phone: +49(0)5424/802-0  
[info@strautmann.com](mailto:info@strautmann.com)  
[www.strautmann.com](http://www.strautmann.com)