



Multi-purpose forage wagon

## Magnon 8



# The compact high-performance forage wagon for professionals – The Magnon 8

Forage wagon Magnon 8

**Powerful integral rotor** with welded-on tine plates for optimum protection of fodder and maximum cutting quality

**Robust superstructure** with pivoting front panel and compact dimensions



**Minimum wear** and optimum adaptation to the ground due to the innovative Flex-Load pick-up with plastic tines


**Exact cutting** by means of the 48-knife Exact-Cut cutting unit

**Efficient charging** by means of the unique Continuous-Flow-System

## Magnon 8

The Magnon series is well-known for its high harvesting performance and excels at the silo with high discharge speeds due to the proven pivoting front panel. The new Flex-Load pick-up ensures a high degree of fodder quality with low wear. Thus, this new forage wagon series is setting new standards in terms of throughput rate, power and fodder quality. The Magnon 8 combines these advantages with a compact design.

- Loading capacity of 36 – 44 m<sup>3</sup>
- Flex-Load pick-up
- Continuous-Flow-System
- Integral rotor




## Contents

Flex-Load pick-up	4-5
Continuous-Flow-System	6-7
Exact-Cut cutting unit	8-9
Superstructure & floor	10-11
Efficient discharge	12-13
Optional extras	14-15
Chassis	16-17
Operation	18
Technical data	19

Forage wagon Magnon 8



## Unique – The Flex-Load pick-up



Flex-Load pick-up

Flex-Load pick-up

### Flexible charging – Saving time and effort

The unique Flex-Load pick-up is the result of decades of experience in the field of silage wagons. Due to the innovative plastic tines, an unprecedented resistance to wear is achieved. The flexible tines are hard enough to perfectly pick up the material from the swathe, but also flexible enough to adapt to the ground, thus minimising wear and saving costs and effort.



#### Wide pick-up

- Pick-up width of 2.25 m
- Flat standing pick-up for optimum adaptation to the ground
- Camless with only a few moving parts for minimum wear
- Road travel possible without folding of guide wheels
- Homogeneous fodder intake due to double roller crop press device



#### Flexible plastic tines

- Special PUR composition
- 6 helically arranged tine-segment rows
- Tines are horizontally flexible, vertically rigid to ensure safe picking-up
- Ideal adaptation to the ground
- Penetration into the ground is prevented, thus avoiding contamination of fodder
- Minimum wear and hardly any tine breakage
- Change of tines within one minute with only one tool required


#### Your advantages

- + Reduced tine breakage
- + Minimised tine wear
- + Change of tines in less than one minute
- + Ideal adaptation to the ground
- + Optimum protection of soil
- + Less contamination of fodder



## A perfect material flow

### – The Continuous-Flow-System with integral rotor



The Magnon series are Strautmann's premium forage wagon series. The conveying unit convinces by maximum performance. The unique Flex-Load pick-up excels by a picking-up width of 2.25 m and optimum interaction with the proven Continuous-Flow-System. The integral rotor conveys even large swathes reliably through the cutting unit into the cargo space. Of course, you can rely on the usual advantages such as homogeneous load exerted on the components, optimum cutting quality and smooth operation of the Strautmann conveying unit.

### The proven Continuous Flow System

#### Dispersal and acceleration of the crops

- The flow-roller of the Continuous Flow system disperses the loaded material by means of the special welded-on layer
- Reduced power requirement due to higher positioned rotor and thus shortened conveyor duct
- The material is conveyed into the cargo space over its entire width
- Maximum and homogeneous filling degree = more weight per m<sup>3</sup>
- Quicker charging with less power required

#### Dispersal and acceleration of material

- Acceleration of material ensures homogeneous flow of material without any hesitation
- Always homogeneous delivery of loaded material from pick-up to rotor
- No fodder piling up



### The integral rotor

#### New integral rotor

- Overall rotor width of 2.10 m
- Conveying width of 1.75 m with 8 helical tine rows
- Wide swathes are compactly conveyed to the conveyor duct

#### Robust integral augers

- 17,5 cm wide integral elements on both sides
- 6 mm thick auger windings to bring the material reliably together
- Auger windings end on the conveying tines to ensure optimum cutting quality even in the edge areas



#### Perfectly adapted to exact cutting

- Strippers and tines are arranged at a large angle to each other
- Careful handling of fodder and saving of energy
- Welded-on tine plates ensure consistent and precise cut
- Special armoring on top of the tine plates as anti-wear protection

#### Rotor drive

- Rotor drive via oil-bath gearbox and planetary set integrated in the rotor
- Reduction of speed at the rotor  
→ Reduced torque load in the power train



# Consistently outstanding cutting quality

## – The Exact-Cut cutting unit



### Exact-Cut cutting unit

- Standard equipment with 48 double sided knives for double the service life
- Theoretical cutting length of 35 mm
- Almost maintenance-free design reduces maintenance costs
- Central knife-locking mechanism enables quick knife change
- Automatic wayback ensures high driving comfort and consistent cutting quality

### Knife change made easy



### Change of knives

- Knife bar can be hydraulically swivelled in and out from the outside
- Knife change with the use of tools provided
- Enclosed extraction lever for easy and quick removal:
  - Lever is inserted in the knife protection system
  - With light pressure to the front, the knife slips off the locking shaft




### Knife protection system with spot-on triggering

The knife protection system in Strautmann forage wagons is equipped with a spot-on triggering function and is particularly low-maintenance. The knife is completely retracted from the conveyor duct in case of contact with a foreign object, thus minimising damage to the knife blades.



### Knives in conveyor duct

- Knife protection system fallen under dead point
- Knives are held in the duct



### In case of contact with a foreign object

- Rubber dampers are compressed
- Knife protection system reaches centre point
- Spring for the wayback mechanism is tensioned



### Actuate protection system

- Knife protection system has passed centre point
- Knife retracts completely
- Spring for the wayback mechanism is tensioned at its maximum

### Automatic wayback

When the counter-force of the foreign object decreases or no longer exists, the spring automatically resets the knife into the conveyor duct.



# Robust and intelligent design

## - Superstructure & floor

Superstructure & floor



### Solid all-steel superstructure

- Continuous side panels with reinforced side posts provide stability
- Suitable for combined use



### Easy access

- Convenient six-foot access door
- Convenient access to the cargo space
- Safe entry due to non-slip steps




### Hydraulically swivelling front panel

- Is pivoted into the cargo space for optimum compaction of material during charging
- When the cargo space is completely filled up to the rear, the front panel automatically pivots to the front
- 5 m<sup>3</sup> of additional loading capacity are provided



### Optimum filling degree

- Load-protection bars prevent the fodder from overflowing
- Automatic charging system by means of a sensing band in the front panel as standard
- Deflected fingers start the transport floor
- Optimum filling due to adjustment of filling degree



### Powder-coated steel floor

- Perfect protection against corrosion for a long service life
- Transport floor with two chain strands
- 11 mm thick, high-strength round steel chains with a breaking load of 15 t each
- Handy profile strips with U-shaped cross-section for fast and safe transport of material



### Practical maize plate

- Closure of conveyor duct for use as a multi-purpose wagon
- Prevents the loaded material from falling into the rotor duct
- Can be easily and quickly mounted

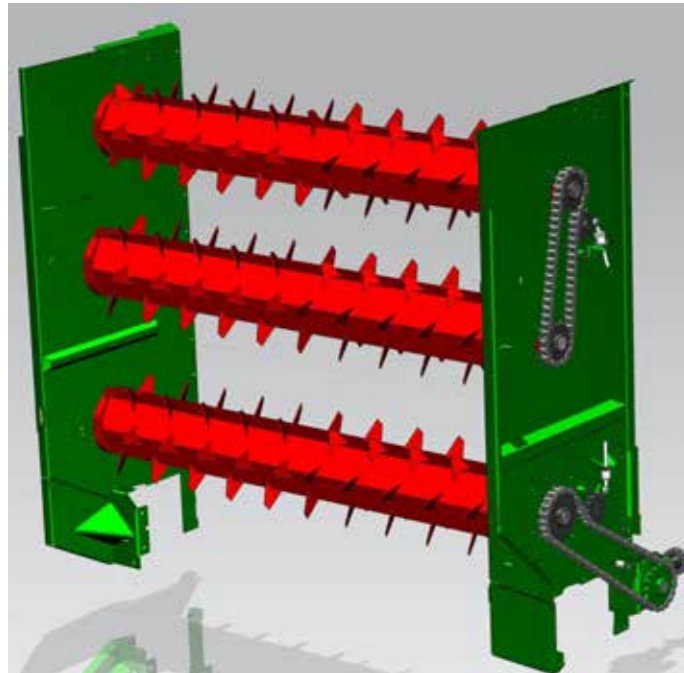
Superstructure & floor



# Efficient discharge

- With or without dosing unit

Efficient discharge



### Effective beaters

- For even fodder discharge on the silo  
→ Easy compaction for a safe ensiling process and perfect fodder quality
- Dosing unit with 3 standard beaters
- Equipped with aggressive ripping tines

### Robust drive

- Driven by large-sized roller chains
- Safety switch-off at the bottom beater



Technical modifications reserved



### Solid tailgate

- With mechanical locking mechanism for safe transport
- Wide opening enables quick discharge
- On wagons without dosing unit:
  - With integrated pressure switch for the level indicator
- On wagons with dosing unit:
  - When the wagon is full, the bottom beater evades to the rear, thus stopping the transport floor feed via a sensor

Efficient discharge



Technical modifications reserved



**Optimally equipped**  
- Safe on all tracks and roads



Optional extras

Optional extras



**Folding mesh cover**

- Optionally available
- Cover for silage transport without any losses
- Hydraulic actuation via ISOBUS control
- Central overlapping ensures complete covering



**Camera systems**

- Rear-view camera and/or cargo space camera available
- Rear-view camera provides additional safety during road travel
- Easier manoeuvring
- Cargo space camera improves the filling degree of the wagon due to optimum overview of available loading capacities



**LED rear lights**

- Particularly bright and easily visible rear lights
- More safety in road traffic – even at night
- Additional side-marker lights increase own visibility in the dark



**LED light strips**

- For the cargo space lighting
- Standard equipment
- Enable an excellent view into the cargo space even in the dark



**LED work lights**

- 2 work lights at the rear as standard  
→ For optimum visibility to the rear
- 2 work lights behind the conveying unit are optionally available  
→ Optimum illumination of the area next to the machine or of the cutting unit when changing knives



# Safety & comfort

## - On the field and on the road

### Different chassis options

ensure optimum driving comfort and safety at any time:



#### Boogie tandem chassis

- Standard equipment for Magnon 8-370 and 8-410
- Passive steering axle
- Maximum tyres 800/45 R 26.5
- Large pendulum radius



#### Hydraulic tandem chassis

- Optional equipment for Magnon 8-370 and 8-410
- Maximum tyres 800/45 R 30.5
- Admissible axle load 20 t
- Improved driving comfort at high speeds
- Even load distribution onto all wheels
- Optional suspension for perfect driving characteristics
- Good stability on slopes



#### Hydraulic tridem chassis

- Optional equipment for Magnon 8-450
- Admissible axle load 27 t
- Perfect driving comfort at high speeds
- Even load distribution onto all wheels
- Optional suspension for perfect driving characteristics
- Very good stability on slopes



#### Passive steering axle

- Standard equipment on tandem chassis
- Excessive friction of the wheels on the ground is prevented
- Protection of sward and low tyre wear
- Automatic locking of passive steering during reverse travel
- Very easy to manoeuvre due to a steering angle of 18°

See machines in action:



Just scan the QR code or visit the Strautmann YouTube Channel.



#### Mechanical forced steering axle

- Optional equipment on tandem chassis
- Active steering also during reverse travel



#### Electronic forced steering axle

- Optional equipment on tandem chassis
- Standard equipment on tridem chassis
- The SES system ("Strautmann Electronic Steering") provides a high degree of driving stability
- Adjustment of steering angle to the speed
- Excellent manoeuvrability of Magnon 8

#### Easily aim high

- Standard hydraulic folding drawbar for bottom linkage
- With double-acting cylinders
- For comfortable and easy travelling over the silo
- Hydraulic drawbar suspension as standard
- Up to a tongue load of 4 t
- Short propeller shaft due to intermediate bearing on the drawbar
- Long service life and smooth running



## ISOBUS control

The Strautmann ISOBUS control helps you to have all machine functions under control at any time. The particularly intuitive operator panel of the software is divided into charge and discharge mode and road travel mode. The keys are arranged ergonomically and ensure comfortable and safe operation of the machine functions. Numerous automatic functions such as e.g. automatic front panel, automatic drawbar etc. ensure intuitive and comfortable machine operation.

### ISOBUS TERMINALS



Due to the compatibility of the Strautmann ISOBUS control, most varied terminals can be used for the Strautmann forage wagons. Thus, depending on the tractor type, all machine functions can also be operated via the tractor joystick.

### STRAUTMANN CONTROL SETS



- Optionally available
- 5.7" coloured screen
- Optimum control of the charging and discharging process and safe road travel

#### Keypad for ISOBUS control

- External control for cutting unit and folding drawbar
- Comfortable handling during maintenance work e.g. change of knives
- Standard equipment



## Technical data

	Magnon 8-370 without DO / with DO with 710/50 R 26.5 tyres	Magnon 8-410 without DO / with DO with 710/50 R 26.5 tyres	Magnon 8-450 without DO / with DO with 710/50 R 26.5 tyres
<b>Dimensions</b>			
Height (without extension 90 mm) [m]	3.90	3.90	3.90
Length [m]	9.25	9.90	10.53
Outside wheel width [m]	2.81	2.81	2.81
<b>Cargo space dimensions</b>			
Height [m]	2.08	2.08	2.08
Height [m] (with 90 mm extension)	2.17	2.17	2.17
Width [m]	2.25	2.25	2.25
Length [m]	6.52	7.17	7.80
<b>Dead weight</b>			
Dead weight, standard equipment [kg]	10,100	10,700	11,300
<b>Gross vehicle weight rating</b>			
Gross vehicle weight rating, standard equipment [kg]	22,000	22,000	24,000
Gross vehicle weight rating, optional equipment [kg]	24,000	24,000	31,000
<b>Power required</b>			
Power required from [kW/HP]	110/150	125/170	140/190
<b>Loading capacity, medium compaction</b>			
Loading capacity, medium compaction [m³]	67	74	81
<b>Loading capacity according to DIN 11741</b>			
Loading capacity according to DIN 11741 [m³]	36	40	44
<b>Additional data</b>			
Conveying unit type	Rotor	Rotor	Rotor
Number of knives [pcs.]	48	48	48
Picking-up width of pick-up [m]	2.25	2.25	2.25
Theoretical cutting length [mm]	35	35	35

Figures, technical data and weights may change due to technical development and are not binding for delivery.







[www.strautmann.com](http://www.strautmann.com)

B. Strautmann & Söhne GmbH u. Co. KG



Bielefelder Straße 53  
D-49196 Bad Laer  
Phone: +49(0)5424/802-0  
[info@strautmann.com](mailto:info@strautmann.com)  
[www.strautmann.com](http://www.strautmann.com)