



Multi-purpose forage wagon

Giga-Vitesse



Gigantic and powerful

- The Strautmann Giga-Vitesse



Powerful spiral rotor with welded-on tine plates for optimum protection of fodder and maximum cutting quality

Efficient charging by means of the unique Continuous-Flow-unit

Exact cutting by means of the 45-knife Double-Cut cutting unit

Giga-Vitesse

Large loading capacity and particularly easy towing due to the unique Continuous Flow system.

- Loading capacity of 32-42 m³
- Continuous-Flow-Unit
- Efficient
- Easy towing

Contents

Continuous Flow system	4-5
Rotor and cutting unit	6-7
Bottom & body	8-9
Clever dosing	10-11
Safe & comfortable	12-13
Operation	14
Technical data	15

The System for efficient charging

- The Continuous Flow system

Due to the interaction of different components, the Continuous-Flow-Unit ensures excellent easy towing with little power required. Pick-up, flow roller, rotor and Exact-Cut cutting unit are ideally matched to each other and complement each other perfectly

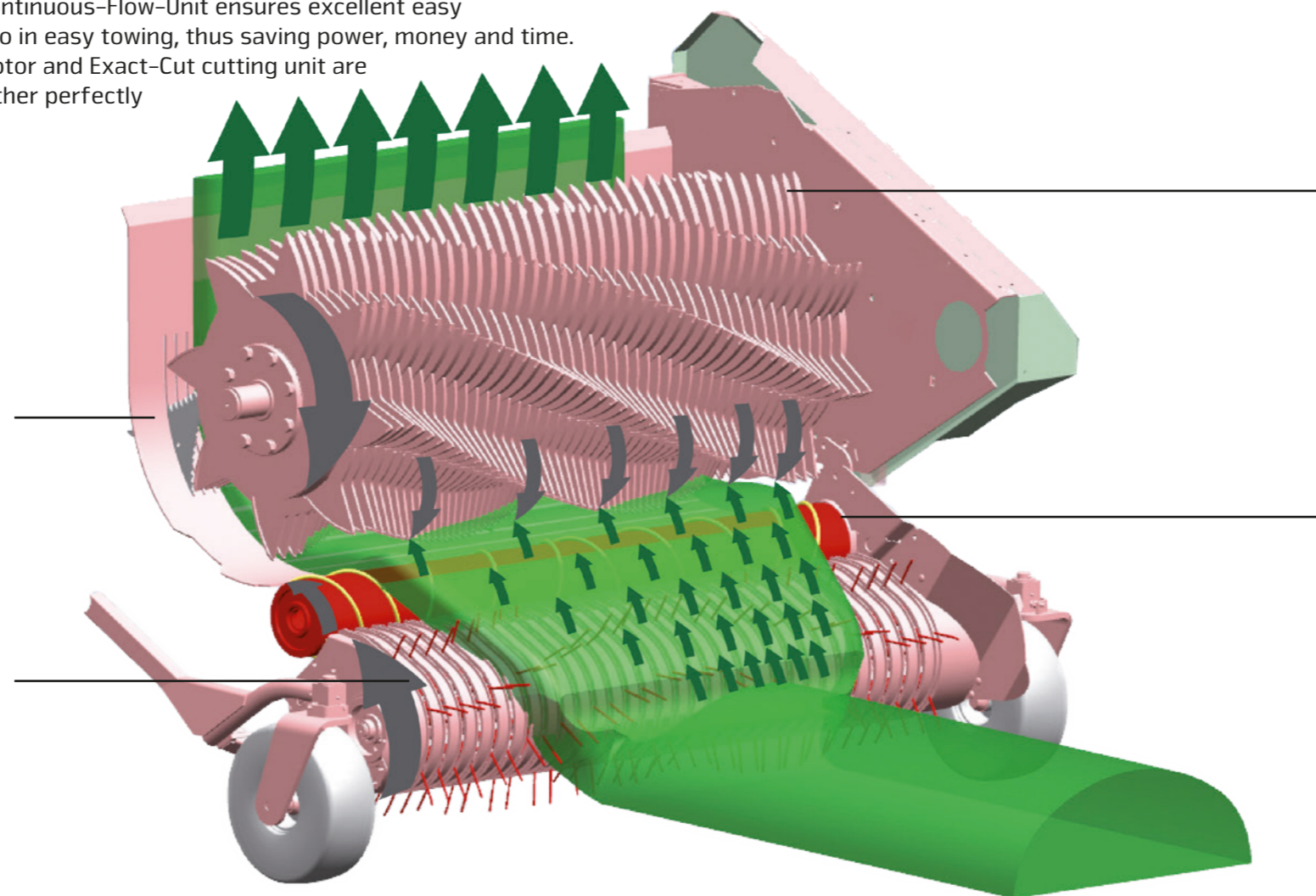
Cutting unit & rotor:

Exact cutting due to perfect interaction

- Tine plates welded on the rotor additionally ensure a uniform scissor-type cut
- The small distance between rotor tines and knives ensures an exact cut with little power required

Pick-up: Gentle picking-up of grass and dispersal of swathe

- Camless pick-up
- Plastic strippers
- 2.0 m in width
- 6 tine rows placed in V-shape disperse the grass
- Due to the additional flow roller, the pick-up is in a very flat position
- Optimum adaptation to ground



Optimum filling degree over the entire width

- Reduced power requirement due to higher positioned rotor and thus shortened conveyor duct
- The material is conveyed into the cargo space over its entire width
- Maximum and homogeneous filling degree more weight per m³
- Quicker charging with less power required



Flow-Roller: Dispersal and acceleration of material

- The flow roller disperses the loaded material by means of the special welded-on layer
- Thus, the loaded material is homogeneously conveyed to the rotor over the entire width
- Acceleration of material ensures homogeneous flow of material without any hesitation
- Always identical delivery of loaded material from pick-up to rotor
- No fodder piling up

FLEX-LOAD PICK-UP

Flexible charging - Saving time and effort

- Optional
- Flexible plastic tines
- Special PUR composition
- 6 helically arranged segmented tine rows
- Tines are elastic horizontally and stiff in the vertical direction, in order to ensure a secure pick-up
- Ideal adaptation to ground
- Penetration into the ground is prevented, thus avoiding contamination of fodder
- Minimum wear and hardly any tine breakage
- Change of tines within one minute with only one tool required



Technical modifications reserved

Rotor

- Feeder rotor with 8 tine rows
- Helically arranged
- Consistent torque without peak loads

Perfectly adapted to exact cutting

- Strippers and tines are arranged at a large angle to each other
- Careful handling of fodder and saving of energy
- Welded-on tine plates ensure permanent precise cut
- Special armoring on top of the tine plates as anti-wear protection



Technical modifications reserved

Consistently outstanding cutting quality

- The Exact-Cut cutting unit



Extremely sleek for convincing results

- 45-knife Double-Cut cutting unit
- Knives can be used on both sides
- Cutting length of 35 mm
- Knife change without use of tools
- Knife bar can be hydraulically swivelled out

Knife change made easy




Change of knives

- Knife change without use of tools
- Enclosed extraction lever for easy and quick removal:
 - Lever is inserted in the knife protection system
 - With light pressure to the front, the knife slips off the locking shaft




Knife protection system with a spot-on triggering function

The new knife protection system in Strautmann forage wagons is equipped with a spot-on triggering function and is particularly low-maintenance. The knife is completely retracted from the conveyor duct in case of contact with a foreign object, thus minimising damage to the knife blades.




Knives in conveyor duct

- Knife protection system fallen under dead point
- Knives are held in the duct



In case of contact with a foreign object

- Rubber dampers are compressed
- Knife protection system reaches dead point
- Spring for the wayback mechanism is tensioned



Actuate protection system

- Knife protection system has passed dead point
- Knife retracts completely
- Spring for the wayback mechanism is tensioned at its maximum

Automatic wayback

When the counter-force of the foreign object decreases or does no longer exist, the spring automatically retracts the knife into the conveyor duct

Stable and well thought out

-Bottom & superstructure



Versatile use

- Upper part of front panel optionally hydraulically folding
- Full features as transport vehicle in forage harvesting ensured



Easy access

- Convenient access door
- Folding ladder
- Convenient access to the cargo space
- Safe entry thanks to non-slip steps



Solid superstructure

- All-steel superstructure
- Continuous side panels with reinforced side posts provide stability



Galvanised steel floor

- In combination with low-wear plate-link chains
- Transport floor chains welded with robust square pipes
- Automatic chain tensioners for minimum maintenance required
 - Chains are tightened separately
- Long service life due to screwed wearing rails



Practical maize plate

- Ideal for use as a multi-purpose wagon
- Prevents the loaded material from falling into the rotor duct
- Can be easily and quickly mounted



Powerful drive

- Feed gear on both sides with powerful oil motors
- Standard 2-stage switching for quick discharge

Unload efficiently and cleverly – the dosing unit



Effective beaters

- For even unloading of the feed on the silo
- Dosing unit with 3 standard beaters
- Equipped with aggressive ripping tines



Robust drive

- Powered by large-sized roller chains
- Safety switch-off at the bottom beater
- When the wagon is full, the bottom beater evades to the rear thus stopping the transport floor feed via a sensor



Optimum filling degree

- Load-protection bars prevent the fodder from overflowing
- Standard automatic charging system
- Deflected fingers set the transport floor in motion
- Optimal filling by setting the degree of projection



Solid tailgate

- With mechanical locking mechanism
- Wide opening option for quick discharge
- With integrated pressure switch for level indicator (on wagons without dosing unit)



Safety & comfort

- On the field and on the road

Different chassis options

ensure optimum driving comfort and safety at any time:



Boogie tandem chassis

- Standard
- Chassis with parabolic suspension for an admissible axle load of 18 t
- Large pendulum radius of axles



Hydraulic tandem chassis

- For an admissible axle load of 20 t
- Improved driving comfort at high speeds
- Optional for Giga-Vitesse 4001, series for 4401
- Even load distribution onto all wheels
- Optional suspension for perfect driving characteristics



Passive steering axle

- Standard equipment on tandem chassis
- Excessive friction of the wheels on the ground is prevented
- Protection of the sward



Electronic forced steering axle

- Optional extra on tandem chassis
- The SES system („Strautmann Electronic Steering“) provides a high degree of driving stability
- Adjustment of steering angle to the speed
- Excellent manoeuvrability of the Giga-Vitesse



Easily aim high

- Standard hydraulic folding drawbar for bottom linkage
- With double-acting cylinders
- For comfortable and easy travelling over the silo
- Standard hydraulic drawbar suspension
- Up to a tongue load of 4 t

ISOBUS control

The Strautmann ISOBUS control helps you to have all machine functions under control at any time. The particularly intuitive operator panel of the software is divided into charge and discharge mode and road travel mode. The keys of the right-handed control terminal „Smart 570“ are arranged ergonomically and ensure comfortable and safe operation of the machine functions. Settings can be simultaneously and easily made via the 5.7" touch surface.

ISOBUS-TERMINALS



Due to the compatibility of the Strautmann ISOBUS control (ISOBUS AEF certification), most varied terminals can be used for the Strautmann forage wagons. Thus, depending on the tractor type, all machine functions can be operated via the tractor joystick.


STRAUTMANN CONTROLS



- Optional
- 5.7" coloured screen
- Optimum control of the charging and discharging process and safe road travel
- Numerous automatic functions such as e.g. automatic pick-up etc. ensuring intuitive and comfortable machine operation

Keypad for ISOBUS-Controll

- External operation for articulated drawbar and cutting unit
- Convenient handling for maintenance work such as changing knives
- Standard




Technical data

	Giga-Vitesse 3601 without DO / with DO	Giga-Vitesse 4001 without DO / with DO	Giga-Vitesse 4401 without DO / with DO
Dimensions			
Length [m]	9,42	10,22	11,02
Outside wheel width [m]	2,81	2,81	2,81
Height [m]	4,00	4,00	4,00
Loading space dimensions			
Height [m]	2,30	2,30	2,30
Width [m]	2,25	2,25	2,25
Length [m]	6,55 / 6,20	7,32 / 6,97	8,10 / 7,75
Tare weight			
Tare weight [kg]	9.000 / 9.400	9.400 / 9.800	9.900 / 10.300
Gross vehicle weight rating			
permissible total weight in basic equipment [kg]	22.000	22.000	24.000
permissible total weight optional [kg]	-	24.000	-
Power required			
Power required from	107 kW / 145 PS	118 kW / 160 PS	132 kW / 180 PS
Loading capacity, medium compression			
Loading capacity, medium compression [m³]	64,6 / 60,8	72,2 / 68,4	79,8 / 76,0
Loading capacity according to DIN 11741			
Loading capacity according to DIN 11741 [m³]	34,0 / 32,0	38,0 / 36,0	42,0 / 40,0
Additional data			
Conveying unit type	Rotor	Rotor	Rotor
Picking-up width of pick-up [m]	2,00	2,00	2,00
Number of knives [pcs.]	45	45	45
Theoretical cutting length [mm]	35	35	35

Figures, technical data and weights may change due to technical development and are not binding for delivery.





www.strautmann.com

B. Strautmann & Söhne GmbH u. Co. KG



Bielefelder Straße 53
D-49196 Bad Laer
Tel.: +49(0)5424/802-0

info@strautmann.com
www.strautmann.com